



JWT BB700 TURBOCHARGERS FOR NISSAN Z32 TT INSTALLATION NOTES


JWT SPORT BB-700
700HP BALL BEARING
Z32 TWIN TURBO UPGRADE



Install the supplied oil drain spacer as shown on the left side oil return tube to clear the compressor housing.



Grind the engine block as show on the left side to clear the turbo housing. Also check that the dipstick tube does not touch on the compressor housing. Bend the dipstick tube as needed.



Notch the right side manifold heat shield as shown to clear the compressor housing.



The right side turbo can be installed without modifying the motor mount support, if you are installing the turbos with the engine removed from the car. You must first install the turbocharger, then reinstall the motor mount support after the turbo is in place.



If you are installing the turbos with the engine in the car, modify the motor mount support rear web as shown. This will allow enough room to clear the 4 turbo mounting studs.